



Kementerian Pendidikan dan Kebudayaan  
Direktorat Jenderal PAUD, Pendidikan Dasar, dan Pendidikan Menengah  
Direktorat Pendidikan Masyarakat dan Pendidikan Khusus  
Tahun 2020

# Once Upon A Time

BAHASA INGGRIS  
PAKET B SETARA SMP/MTs KELAS IX



MODUL  
TEMA 14





Kementerian Pendidikan dan Kebudayaan  
Direktorat Jenderal PAUD, Pendidikan Dasar, dan Pendidikan Menengah  
Direktorat Pendidikan Masyarakat dan Pendidikan Khusus  
Tahun 2020

# Once Upon A Time

BAHASA INGGRIS  
PAKET B SETARA SMP/MTs KELAS IX



MODUL  
TEMA 14

Easy English for Package B (Equal to Junior High School Level IX)  
Modul Tema 14 : Once Upon A Time

- **Penulis:** Sari Purnamawati
- **Editor:** Dr. Samto; Dr. Subi Sudarto  
Dra. Maria Listiyanti; Dra. Suci Paresti, M.Pd.; Apriyanti Wulandari, M.Pd.
- **Diterbitkan oleh:** Direktorat Pendidikan Masyarakat dan Pendidikan Khusus–Direktorat Jenderal Pendidikan Anak Usia Dini, Pendidikan Dasar, dan Pendidikan Menengah–Kementerian Pendidikan dan Kebudayaan

iv+ 44 hlm + ilustrasi + foto; 21 x 28,5 cm

## Kata Pengantar

Pendidikan kesetaraan sebagai pendidikan alternatif memberikan layanan kepada masyarakat yang karena kondisi geografis, sosial budaya, ekonomi dan psikologis tidak berkesempatan mengikuti pendidikan dasar dan menengah di jalur pendidikan formal. Kurikulum pendidikan kesetaraan dikembangkan mengacu pada kurikulum 2013 pendidikan dasar dan menengah hasil revisi berdasarkan peraturan Mendikbud No.24 tahun 2016. Proses adaptasi kurikulum 2013 ke dalam kurikulum pendidikan kesetaraan adalah melalui proses kontekstualisasi dan fungsionalisasi dari masing-masing kompetensi dasar, sehingga peserta didik memahami makna dari setiap kompetensi yang dipelajari.

Pembelajaran pendidikan kesetaraan menggunakan prinsip flexible learning sesuai dengan karakteristik peserta didik kesetaraan. Penerapan prinsip pembelajaran tersebut menggunakan sistem pembelajaran modular dimana peserta didik memiliki kebebasan dalam penyelesaian tiap modul yang di sajikan. Konsekuensi dari sistem tersebut adalah perlunya disusun modul pembelajaran pendidikan kesetaraan yang memungkinkan peserta didik untuk belajar dan melakukan evaluasi ketuntasan secara mandiri.

Tahun 2017 Direktorat Pembinaan Pendidikan Keaksaraan dan Kesetaraan, Direktorat Jendral Pendidikan Anak Usia Dini dan Pendidikan Masyarakat mengembangkan modul pembelajaran pendidikan kesetaraan dengan melibatkan Pusat Kurikulum dan Perbukuan Kemdikbud, para akademisi, pamong belajar, guru dan tutor pendidikan kesetaraan. Modul pendidikan kesetaraan disediakan mulai paket A tingkat kompetensi 2 (kelas 4 Paket A). Sedangkan untuk peserta didik Paket A usia sekolah, modul tingkat kompetensi 1 (Paket A setara SD kelas 1-3) menggunakan buku pelajaran Sekolah Dasar kelas 1-3, karena mereka masih memerlukan banyak bimbingan guru/tutor dan belum bisa belajar secara mandiri.

Kami mengucapkan terimakasih atas partisipasi dari Pusat Kurikulum dan Perbukuan Kemdikbud, para akademisi, pamong belajar, guru, tutor pendidikan kesetaraan dan semua pihak yang telah berpartisipasi dalam penyusunan modul ini.

Jakarta, 1 Juli 2020  
Plt. Direktur Jenderal



Hamid Muhammad

**Modul Dinamis:** Modul ini merupakan salah satu contoh bahan ajar pendidikan kesetaraan yang berbasis pada kompetensi inti dan kompetensi dasar dan didesain sesuai kurikulum 2013. Sehingga modul ini merupakan dokumen yang bersifat dinamis dan terbuka lebar sesuai dengan kebutuhan dan kondisi daerah masing-masing, namun merujuk pada tercapainya standar kompetensi dasar.



## Content

Kata Pengantar .....	iii
Content.....	iv
<b>MODUL 14 ONCE UPON A TIME.....</b>	<b>1</b>
Preface.....	1
Guideline .....	2
Completeness Criteria.....	3
<b>UNIT 1 FINALLY, THE PRINCE WON THE GAME.....</b>	<b>4</b>
1. Activity 1: Narrative Text Indonesian Folklore.....	5
2. Activity 2: Narrative Text Fairy Tales.....	10
<b>UNIT 2 THE PERFECT LADY WAS FINNALLY FOUND.....</b>	<b>16</b>
1. Activity 1: Read the Passage carefully! .....	16
Grammar Zone.....	24
Summary.....	25
Evaluation .....	26
Additional Resources .....	30
Go To The Next Module! .....	30
Assessment.....	31
Refferences.....	41
About the Author .....	43



## Preface

Welcome to **Easy English for Package B** (equal to Junior High School). This is a self-learning module which is designed for Package B students. It is designed based on the revised 2013 of English curriculum.

This module consists of two units where each unit consists of several tasks to do. At the beginning of unit you will find learning outcomes that you should accomplished. So you are going to know what you will be able to comprehend narrative text and passive voice

This module provides you with various tasks that you should do in order to develop your language skill. Listening dialogue, reading text, comprehension questions, text constructions, completing sentences, practice yourself are various tasks you may try to develop your language skill.

At the end of the module you will find a summary. A summary is used to reflect your achievement. You also will find any resources you should learn in order to complete your knowledge and practice the content of the material. In the last, you will lead to know what is the next material will be provided in the next module and certain criteria you should accomplished in order to pass this module.

You may learn English in **Easy English for Package B** as a self-learning module. Even though, you may learn by yourself, in a pair, in a small group, even in a whole class. You will listen, you will read, and you will learn something new in this module. Finally, enjoy the module and start to learn English easily.

Let's have fun on learning English and wish you all the best!

Author



## Guideline

### How to use this module?

There are several steps in using this module!

 <b>Guideline</b>	<b>Step 1</b> Read the guideline! Guideline is a general explanation on each step how to use the module. (Petunjuk penggunaan adalah penjelasan umum setiap langkah bagaimana menggunakan modul ini)
 Learning Outcomes	<b>Step 2</b> Read the learning outcomes! Learning outcomes are the outcomes that a learner should accomplish. (Tujuan atau capaian pembelajaran yang harus dipenuhi oleh peserta didik)
 Learning Activities	<b>Step 3</b> Do the learning activities! Learning activities are various activities to help a learner develop their language skills. (Kegiatan pembelajaran yang membantu peserta didik mengembangkan ketrampilan berbahasa).
 Summary	<b>Step 4</b> Read the summary! Summary is a brief explanation to remind the learner about the previous material. (Rangkuman merupakan penjelasan singkat untuk mengingatkan kembali peserta didik terhadap isi materi).
 <b>Grammar</b>	<b>Step 5</b> Grammar Zone! In this session you have to pay attention to the grammar related to the content of unit. (Pada bagian ini, Anda harus memperhatikan grammar yang sesuai dengan isi materi pada unit tersebut).
 <b>Completeness Criteria</b>	<b>Step 6</b> Set the completeness criteria! Completeness Criteria is several criteria a learner should complete to finish this module before moving to the next module. (Kriteria ketuntasan adalah kriteria yang harus dipenuhi oleh peserta didik untuk menyelesaikan modul ini).



**Evaluation**

### Step 7

Evaluation!

Evaluation is certain short test to make sure whether the learners mastering the lesson very well.  
(Evaluasi adalah beberapa soal pendek yang diberikan untuk memastikan bahwa peserta didik telah menguasai materi dengan baik).



**Additional References**

### Step 8

Pay attention to this!

Additional references to enrich materials in order to develop language skills.  
(Referensi atau sumber belajar lain yang dapat digunakan peserta didik untuk menambah kemampuan berbahasanya.)



**Next module**

### Step 9

Go the next module, if you set the completeness criteria !  
(Menuju modul berikutnya setelah menyelesaikan evaluasi Modul 12).

**NOTE: Use the DICTIONARY when it is necessary.**  
(Gunakan kamus apabila diperlukan).



## Completeness Criteria

You are declared passing and can continue to study to the next module, if you reach the 80 score criteria. You must complete all the assignments and practice questions contained in this module. Do your best to achieve the criteria.

Happy learning and good luck!

Anda dinyatakan lulus dan dapat melanjutkan belajar ke modul berikutnya jika mencapai kriteria skor 80. Anda harus menyelesaikan semua tugas dan latihan soal yang ada pada modul ini. Lakukan yang terbaik untuk mencapai kriteria. Selamat Belajar dan semoga sukses



# UNIT 1

## Finally, the Prince won the game..



Source: <https://lfgc.com.my/wp-content/uploads/2018/11/championship-trophy-clipart-1.jpg>



Source: <https://www.colourbox.de/vektor/vektor-22769949>



## Learning Activities

### 1. Activity 1: Narrative Text Indonesian Folklore



#### Lead-in

- » Have you ever read a folklore?

Source: <https://www.cartoonstock.com>

- Read the story carefully.

### Cinderelas



Source: <http://www.dongeng.co.id/2017/08/dongeng-legenda-cinderelas.html>

Raden Putra was the king of Jenggala kingdom. He had a beautiful queen and concubine. Unlike the queen, the concubine had bad personalities. She was envious and jealous with the queen, so she planned to make the queen leave the palace. The concubine then asked the royal healer to help her in her plan. One day, the concubine pretended to be ill. Raden Putra called the royal healer to give the concubine treatments. "What is her disease?" Raden Putra asked the royal healer. "I'm very sorry, My Majesty. She is sick because the queen put poison in her meal," the royal healer lied. Raden Putra was

## Learning Outcome

In this unit you will learn about:

- » Narrative Text (Bacaan Naratif)
- » Passive Voice (Bentuk Pasif)

true. Of course, the queen denied, but Raden Putra won't listen. "Please Your Majesty, have mercy. I really didn't do anything," cried the queen in her tears.

Raden Putra's anger ended in a decision. The queen should be banished to the woods and terminated. He did not know that the queen was already pregnant. Raden Putra commanded one of his general to do the punishment. The queen was banished to the woods, but the wise general didn't have the heart to kill her. He built a simple house in the woods for her. On his way back to the palace, he smeared his sword with rabbit blood, so Raden Putra would believe that he had killed the queen. After the general left, the queen lived by herself in the woods. Several months later, she gave birth to a healthy baby boy. The baby was named Cindelasas. He grew up as a nice, healthy, and handsome boy. One day, while Cindelasas helped her mother to collect some fire woods, an eagle dropped an egg. Cindelasas brought the egg to be brooded by a chicken behind their house. The egg hatched into a chick and then it slowly became a strong rooster. The rooster is no ordinary rooster.


The rooster could sing. Every morning, the rooster woke Cindelasas up with its beautiful song, "My master is Cindelasas. His house is in the woods. He's the son of Raden Putra." The rooster often sang that song. Cindelasas always woke up early in the morning and listen happily to his rooster's song. He didn't realize the meaning of the song until one day, he started to think. "Who is Raden Putra?" he asked his mother. The queen then told him the whole story. She also told him why they were banned from the kingdom and lived in the woods. Cindelasas was very surprised. He decided



Source: <http://www.dongeng.co.id/2017/08/dongeng-legenda-cindelasas.html>

to go to the palace to meet the king, his father. Cindelasas asked her mother's permission to go to the kingdom and to tell the king what really happened. He also brought his rooster that grew bigger and stronger each day. On his way, Cindelasas stopped at a village. There, he met some people who were involved in cockfighting. They challenge him to see how strong his rooster was. "If your rooster wins, you'll get a reward," said the man who challenged him. Cindelasas accepted the challenge. In a few minutes, his rooster defeated the opponent's rooster. He was challenged again by other man, and one more time, his rooster won. He won again and again.

The news about Cindelasas' rooster quickly spread to the whole Jenggala kingdom and made Raden Putra curious. So, he invited Cindelasas to the palace. "What is your name, boy?" Raden Putra asked as Cindelasas arrived in the palace. "My name is Cindelasas, Your Majesty," Cindelasas answered. He felt both thrilled and happy to see Raden Putra. Raden Putra challenged Cindelasas with one condition. If Raden Putra's rooster lost, Cindelasas' head would be cut off. But if Cindelasas' rooster won, Raden Putra would share half of his wealth. Cindelasas accepted the condition. The competition was held in the front yard of the palace. The two roosters fought bravely. But in just a few minutes, Cindelasas' rooster won the fight!



Source: <http://indonesianfolklore.blogspot.com/2007/12/cindelasas-folklore-from-east-java.html>

Raden Putra shook his head and stared at Cindelasas from his seat, "That rooster is no ordinary rooster, and the boy is not an ordinary boy either. Who is he exactly?" he thought. Raden Putra was about to ask when suddenly Cindelasas' rooster sang the song, "My master is Cindelasas. His house is in the woods. He's the son of Raden Putra." Raden Putra was surprised. "Is it true?" he asked. "Yes, My Majesty. My name is Cindelasas and my mother was the queen," said Cindelasas. Raden Putra called the general who had banished the queen. The general then confessed that he never killed the queen. Later, the royal healer also admitted his mistake. Raden Putra was so shocked. He immediately went to the woods to pick up the queen. Ever since, Cindelasas and his parents lived happily together. As for the concubine, she was sent to the jail as punishment.

Source: [http://factsanddetails.com/indonesia/Arts\\_Culture\\_Media\\_Sports/sub6\\_4a/entry-4044.html#chapter-4](http://factsanddetails.com/indonesia/Arts_Culture_Media_Sports/sub6_4a/entry-4044.html#chapter-4)


#### b. Answer the Questions!

- 1) Who was Raden Putra?
- 2) Who was jealous and envy with the queen?
- 3) According to the royal healer, why was the concubine sick?
- 4) What did Raden Putra do to the queen?
- 5) The general did not kill the queen, what did he kill instead?
- 6) Who built a house for the queen?
- 7) What was the name of the queen's baby boy?
- 8) How did Cindelasas get an egg?



- 9) Did Cinderelas' chick grow into an ordinary rooster?
- 10) What were the lyrics of the rooster's song?
- 11) Did the queen tell Cinderelas that he was the son of the king?
- 12) What did Cinderelas do then?
- 13) Why did Cinderelas' rooster become famous?
- 14) What would happen if Cinderelas' rooster lost?
- 15) Did Cinderelas' rooster win the game?
- 16) What was the king's reaction to hearing the rooster's song?
- 17) What did Cinderelas tell the king then?
- 18) Did the royal healer admit his mistake?
- 19) What did the king do then?
- 20) What happened to the concubine?

c. Pay attention to the picture of folklores below, and write down the stories based on your knowledge.



[https://www.youtube.com/watch?v=nS18\\_L4SI-E](https://www.youtube.com/watch?v=nS18_L4SI-E)

Sangkuriang



<http://bentangpustaka.com/read/34064/kisah-cinta-raja-atau-ratu-kerajaan-kerajaan-nusantara.html>

Roro Jongrang



<http://www.ceritarakyat.ioan/2017/11/cerita-rakyat-timun-mas-cerita-legenda.html>

Timun Emas



<https://www.pustakanasional.com/cerita-rakyat/malin-kundang/>

Malin Kundang



<http://cerita-rakyat.com/tag/cerita-rakyat-kalimantan-barat/>

Batu Menangis

d. Mention 5 others Indonesia folklores and describe the following:

- 1) Who was the character?
- 2) What was the story about?
- 3) Where is it from?
- 4) Where did the story take place?
- 5) When was it take place?



**e. Vocabularies**

Kingdom	: kerajaan	Woods	: hutan
Queen	: ratu	Give birth	: melahirkan
Concubine	: selir	Hatch	: menetas
Personalities	: kepribadian	Rooster	: ayam jantan
Envy	: iri	Bann	: melarang
Pretend	: berpura-pura	Cock fighting	: adu ayam
Disease	: penyakit	Challenge	: menantang, tantangan
Healer	: tabib	Reward	: hadiah, imbalan
Shock	: terkejut	Defeat	: mengalahkan
Deny	: menyangkal	Opponent	: lawan
Anger	: kemarahan	Spread	: menyebarkan
Banish	: mengusir	Ordinary	: biasa saja

**2. Activity 2: Narrative Text Fairy Tales**



Source: <https://www.cartoonstock.com>

**Lead-in**

» What will you do tomorrow?

**a. Read the stories carefully and then answer the questions!**

**Bawang Merah and Bawang Putih**

Bawang Putih lived with her step mother and her step sister, Bawang Merah. Bawang Putih's mother died when she was a baby. Her father remarried another woman and later her step sister was born. Unfortunately, not long after that her father died. Since then, Bawang Putih's life was sad. Her step mother and her step sister treated Bawang Putih badly and always asked her to do all the household chores.

One morning, Bawang Putih was washing some clothes in a river. Accidentally, her mother's clothes were washed away by the river. She was really worried so she walked along the river side to find the clothes. Finally she met an old woman. She said that she kept the clothes and would give them back to Bawang Putih if she helped the old woman do the household chores. Bawang Putih helped her happily. After everything was finished, the old woman returned the clothes. She also gave Bawang Putih a gift. The old woman had two pumpkins, one pumpkin was small and the other one was big. Bawang Putih had to choose one.

Bawang Putih was not a greedy girl. So she took the small one. After thanking the old woman, Bawang Putih then went home. When she arrived home, her step mother and Bawang Merah were angry. They had been waiting for her all day long. Bawang Putih then told about the clothes, the old woman, and the pumpkin. Her mother was really angry so she grabbed the pumpkin and smashed it to the floor. Suddenly they all were surprised. Inside the pumpkin they found jewelries. "Bawang Merah, hurry up.



Source: [indonesianfolklore.blogspot.com](http://indonesianfolklore.blogspot.com)

Go to the river and throw my clothes into the water. After that, find the old woman. Remember, you have to take the big pumpkin," the step mother asked Bawang Merah to do exactly the same as Bawang Putih's experience. Bawang Merah immediately went to the river. She threw the clothes and pretended to search them. Not long after that, she met the old woman. Again she asked Bawang Merah to do household chores. She refused and asked the old woman to give her a big pumpkin. The old woman then gave her the big one. Bawang Merah was so happy . She ran very fast. When she arrived home, her mother was impatient. She directly smashed the pumpkin to the floor. They were screaming. There were a lot of snakes inside the pumpkin! They were really scared. They were afraid the snakes would bite them. "Mom, I think God just punished us. We had done bad things to Bawang Putih. And God didn't like that. We have to apologize to Bawang Putih," said Bawang Merah.

Finally both of them realized their mistakes. They apologized and Bawang Putih forgave them. Now the family is not poor anymore. Bawang Putih decided to sell all the jewelries and used the money for their daily lives.

<http://blog.ums.ac.id/restiwidya/2016/01/09/bawang-merah-bawang-putih-english-version/>

- 1) Whom did Bawang Putih live with?
- 2) How did Bawang Putih's step mother treat her?
- 3) What did Bawang Putih do everyday?
- 4) What happened to Bawang Putih's Step mother clothes?
- 5) What did Bawang Putih do then?
- 6) Who met Bawang Putih?
- 7) What did the old woman give to Bawang Putih?
- 8) What did Bawang Putih's step mother do the small pumpkin?
- 9) What was in the small pumpkin?
- 10) Why Bawang Merah did the same experience of Bawang Putih?

b. Pay attention to the pictures below and mention the title of the stories!



Source: 1001duniacerita.blogspot.com



Source: <https://outschool.com/classes/conservation-and-the-three-little-pigs-50UpiNMU>



Source: <https://www.wayfair.com/>



[http://disney.wikia.com/wiki/File:Rapunzel\\_long\\_hair\\_\(1\).png](http://disney.wikia.com/wiki/File:Rapunzel_long_hair_(1).png)



<https://www.montessorifactory.com/reservations/beauty-and-the-beast>

c. Answer these questions!

- 1) What is your favorite fairy tale?
- 2) What is it about?
- 3) Why do you like it?
- 4) Can you tell it in front of the class?

d. Write a paragraph based on each pictures below!



<https://www.aliexpress.com/item/7x5FT-Snow-White-Princess-Cottage->



<http://paperlief.com/snow-white/original-snow-white-apple-wallpaper-4.html>





<https://www.pinterest.com/lunarprint/snow-white-make-a-gooseberry-pie/>



<https://www.cosmopolitan.com/uk/entertainment/news/a36878/this-snow-white-fan-theory-will/>



<http://www.fanpop.com/clubs/disney-princess/picks/results/788775/when-snow-white-first-released>

#### e. Pay Attention

##### Definition of Narrative

Narrative is a text focusing specific participants. Its social function is to tell stories or past events and entertain the readers.

##### Generic Structure of Narrative

A narrative text consists of the following structure:

- Orientation: Introducing the participants and informing the time and the place
- Complication: Describing the rising crises which the participants have to do with
- Resolution: Showing the way of participant to solve the crises, better or worse

##### Language Features of Narrative

- Using processes verbs
- Using temporal conjunction
- Using Simple Past Tense
- Read carefully the narrative text to understand the content and to be able to answer the questions.

#### f. Vocabularies

Coat	: mantel	Rush	: tergesa-gesa
Stranger	: orang asing	Path	: jalur
Lovely	: cantik, indah	Worry	: khawatir
Awhile	: beberapa waktu	Granny	: nenek
Summer	: musim panas	Wardrobe	: pakaian
Notice	: mengetahui	Nightgown	: gaun malam
Shadow	: bayangan	Leap	: melompat
Wolf	: serigala	Chase	: mengejar
Late	: terlambat	Chop	: memotong

#### g. Exercises

Complete these sentences with words in the vocabulary box!

- 1) The girl wears .... to avoid the cold wind.
- 2) ..... has sharp and long teeth.
- 3) Use the bigger knife to ....the chicken.
- 4) It is 8 am, I am .... for work.
- 5) The mouse angrily ....the mouse.

## The Perfect Lady was Finally Found



Source: [http://gclipart.com/princess-clipart\\_33028/](http://gclipart.com/princess-clipart_33028/)

### Learning Outcome

In this unit you will learn about:

- » Passive Voice  
(Kalimat Pasif)

### Learning Activities

#### 1. Activity 1: Read the Passage carefully!



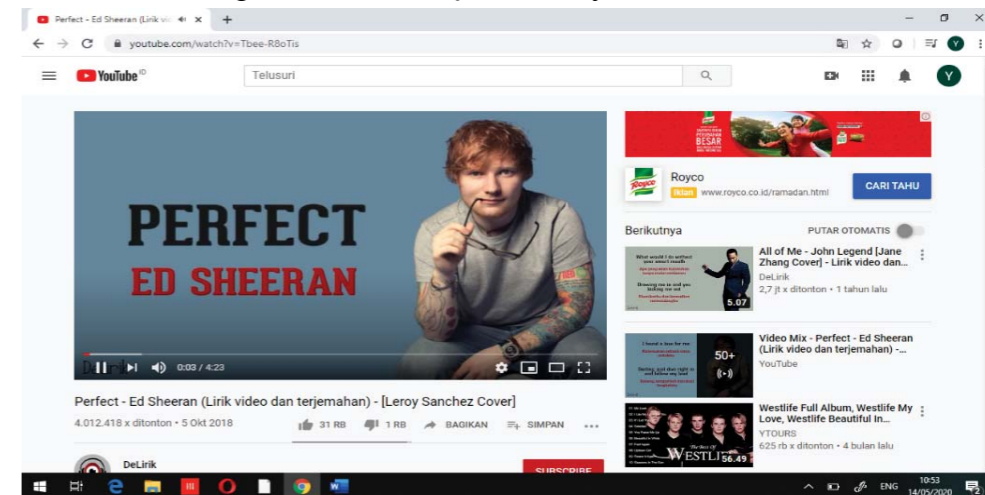
Source: <https://www.cartoonstock.com>

#### Lead-in

- » What happen to the thief when he is caught?

#### a. Listen to the song!

Check the song in this link: <https://www.youtube.com/watch?v=Tbee-R8oTis>



#### b. Learn the content of the song!

### Perfect Ed Sheeran

I found a love for me  
Darling, just dive right in  
And follow my lead  
Well, I found a girl, beautiful and sweet  
I never knew you were the someone waiting for me  
'Cause we were just kids when we fell in love  
Not knowing what it was  
I will not give you up this time  
Darling, just kiss me slow, your heart is all I own  
And in your eyes, you're holding mine  
Baby, I'm dancing in the dark with you between my arms  
Barefoot on the grass, we're listenin' to our favorite song  
When you said you looked a mess, I whispered underneath my breath  
But you heard it, darling, you look perfect tonight  
Well, I found a woman, stronger than anyone I know  
She shares my dreams, I hope that someday I'll share her home  
I found a love, to carry more than just my secrets  
To carry love, to carry children of our own



We are still kids, but we're so in love  
 Fightin' against all odds  
 I know we'll be alright this time  
 Darling, just hold my hand  
 Be my girl, I'll be your man  
 I see my future in your eyes  
 Baby, I'm dancing in the dark, with you between my arms  
 Barefoot on the grass, listenin' to our favorite song  
 When I saw you in that dress, looking so beautiful  
 I don't deserve this, darling, you look perfect tonight  
 Oh, no, no  
 Mm  
 Baby, I'm dancing in the dark, with you between my arms  
 Barefoot on the grass, we're listenin' to our favorite song  
 I have faith in what I see  
 Now I know I have met an angel in person  
 And she looks perfect  
 No, I don't deserve this  
 You look perfect tonight

Source: LyricFind

Songwriters: Edward Christopher Sheeran

Perfect lyrics © Sony/ATV Music Publishing LLCv

**c. Pay Attention!**

The song was originally sung by Ed Sheeran  
 The song lyric was written by Edward Christopher Sheeran  
 Now the song is being covered by anybody.  
 Do you notice anything particular about the pattern of the three sentences above?  
 Consult your teacher.

**d. Listen to the song again than fill in the blank based on the song!**

- 1) I never knew you were ..... waiting for me
- 2) Barefoot on the grass, we're listenin' to our favorite .....
- 3) She shares my ....., I hope that someday I'll share her home
- 4) Baby, I'm ..... in the dark, with you between my arms
- 5) I don't deserve this, darling, you look ..... tonight

**e. Find the meaning of those sentences above. Use your dictionary if necessary.**

- 1) ....
- 2) ....
- 3) ....
- 4) ....
- 5) ....

**f. Pay attention!**

What is Passive Voice?

The passive voice occurs when something that is ordinarily "done by" the subject of a sentence is "done by" the object of a sentence.

In the passive writing voice, whatever is doing the action of the sentence is not the grammatical subject of the sentence.

**Passive Voice Examples:**

The house was built by the carpenter

Even though "the carpenter" built the house, "the carpenter" is not the grammatical subject of this sentence. The subject of this sentence is "house."

In passive sentences, the thing that seems to be doing the action will be ordered chronologically after the verb.

The meal was cooked by mom.

Again, in this sentence, rather than say, "Mom cooked the meal." the meal becomes the subject of the sentence.

**How is the Passive Voice Formed?**

Passive construction: The passive writing voice is formed when what should be the object of a sentence becomes the subject of a sentence.

To construct a sentence in the passive writing voice, the subject will be followed by a "to be" verb with a past participle.

**Examples of Passive Voice:**

The thief stole the jewel.

"The thief" is subject; "jewel" is object

The object becomes the subject.

Add "to be" and past participle

The jewel was stolen by the thief.

**g. Exercise 1. Change the words in the bracket into the correct forms!**




- 1) The book ( write ) by the author a long time ago.
- 2) The hut (build) by the farmer last year
- 3) The package (sent) by my uncle every weekends

- 4) The flower (water) in the morning
- 5) The picture (take) by my father yesterday
- 6) The cake (eat) by my sister
- 7) The house (cover) by wild grass.
- 8) The police (arm) with sophisticated fire guns.
- 9) The girl (hospital) because of her illness.
- 10) My garden (plant) with various flowers.

**h. Exercise 2. Change the active voice into passive voice**

- 1) Active : Andrew is singing the song at the moment.  
Passive :
- 2) Active :Wida bought the book yesterday.  
Passive :
- 3) Active :My teacher gave the homework last Friday.  
Passive :
- 4) Active :Grandmother arranged the house beautifully.  
Passive :
- 5) Active :The man takes the order every day.  
Passive :
- 6) Active :I received your mail last night.  
Passive :
- 7) Passive :
- 8) Active :Jodie will copy the notes soon.  
Passive :
- 9) Active :They are frying the chicken right now.  
Passive :
- 10) Active :Alex was composing a song that day.  
Passive :
- 11) Active :The elephant eats some vegetable every morning.  
Passive :

**i. Make passive voice based on the picture**





 <p><a href="https://www.shutterstock.com/search/feeding+cows?page=3&amp;searchterm=feeding%20cows&amp;image_type=vector&amp;search">https://www.shutterstock.com/search/feeding+cows?page=3&amp;searchterm=feeding%20cows&amp;image_type=vector&amp;search</a></p>	
 <p><a href="https://vectortoons.com/product/a-female-sweatshop-worker-sewing-a-shirt/">https://vectortoons.com/product/a-female-sweatshop-worker-sewing-a-shirt/</a></p>	
 <p><a href="https://www.istockphoto.com/illustrations/pushing-car">https://www.istockphoto.com/illustrations/pushing-car</a></p>	
 <p><a href="https://cartoondealer.com/image/17198436/hairdresser.html">https://cartoondealer.com/image/17198436/hairdresser.html</a></p>	
 <p><a href="https://vectortoons.com/product/a-doctor-getting-the-blood-pressure">https://vectortoons.com/product/a-doctor-getting-the-blood-pressure</a></p>	

**j. Find the passive voice in the paragraph**

1	<p>There was an accident yesterday. A car was hit by a truck. The driver had severe wounds, so he had to be hospitalized. The case was already investigated by the police. The truck driver was in shock. He was taken to the police station while the car driver was sent to the hospital.</p>	
2	<p>My mother is a very good cook. Many delicious cakes and snacks are cooked by her. She has a lot of costumer who buy her snacks. Every morning cakes and snacks are delivered around the town. She is often invited by my neighbors to share her cooking ability.</p>	
3	<p>My village is famous with its fertile soil. Many kinds of plants, fruits, and vegetables grow very well there. Fruits are planted in the garden backyard. Vegetables are usually planted around the house. While big trees are found in the woods, the vegetables are harvested every week. While the fruits are collected based on the season.</p>	

**k. Vocabularies**

Vision	: gambaran, pandangan	Capenter	: tukang kayu
Seeds	: biji	Meal	: makanan
Remain	: masih ada, tertinggal	Jewel	: permata
Silence	: kesunyian	Hit	: memukul, menabrak
Beneath	: dibawah	Severe	: parah
Collar	: kerah baju	Wound	: luka
Stab	: menusuk	Investigate	: menyelidiki
Disturb	: mengganggu	Costumer	: pelanggan
Silent	: sunyi, hening	Share	: membagi
Raindrops	: titik air hujan	Fertile	: subur
Echo	: gema, bergema	Soil	: tanah
Bow	: menunduk	Grow	: tumbuh
Sign	: tanda	Backyard	: halaman belakang
Warning	: peringatan	Harvest	: panen
Prophets	: nabi-nabi	Season	: musim
Whisper	: berbisik	Collect	: mengumpulkan

## Grammar Zone

1. Pada modul ini *Grammar Zone* terkait dengan penggunaan Passive Voice seperti yang sudah dijelaskan sebelumnya
2. Rumus dari Passive Voice adalah penggunaan to be + Past Participle atau kata kerja bentuk ketiga.

### FORMING THE PASSIVE VOICE

The passive voice in English is composed of two elements:  
the appropriate form of the verb 'to be' + past participle

#### PASSIVE VOICE

**Subject + to be (conjugated) + past participle + rest of sentence**

##### Simple present

The yard is cleaned every day

The letters are delivered at 6 in the morning

The coffee is made every afternoon

##### Present continuous

The yard is being cleaned now

The letters are being delivered now

The coffee is being made now

##### Simple past

The yard was cleaned yesterday

The letters were delivered yesterday

The coffee was made yesterday

##### Past continuous

The yard was being cleaned last week

The letters were being delivered last week

The coffee was being made last week

##### Present perfect

The yard has been cleaned since you arrived

The letters have been delivered since 1998

The coffee has been made since World War II

##### Past perfect

The yard had been cleaned since you arrived

The letters had been delivered since 1998

The coffee had been made since World War II

### Future

The yard will be cleaned tomorrow

The letters will be delivered next week

The coffee will be made next Saturday

### Future continuous

The yard will be being cleaned tomorrow

The letters will be being delivered next week

The coffee will be being made next Saturday

## Summary

Narrative is a text focusing specific participants. Its social function is to tell stories or past events and entertain the readers.

Generic Structure of Narrative

### A narrative text consists of the following structure:

Orientation: Introducing the participants and informing the time and the place

Complication: Describing the rising crises which the participants have to do with

Resolution: Showing the way of participant to solve the crises, better or worse

The passive voice occurs when something that is ordinarily "done by" the subject of a sentence is "done by" the object of a sentence.

In the passive writing voice, whatever is doing the action of the sentence is not the grammatical subject of the sentence.

### FORMING THE PASSIVE VOICE

The passive voice in English is composed of two elements:  
the appropriate form of the verb 'to be' + past participle

#### PASSIVE VOICE

**Subject + to be (conjugated) + past participle + rest of sentence**



## Evaluation

### A. Choose the correct answer!

1. Pay attention to the narrative text below.

#### Countryman and a Snake

A countryman's son stepped on a snake's tail accidentally. The tail suddenly turned and hit him so that he died. The father was very angry so that he cut off part of the snake's tail. Then, the snake in revenge stung several of the farmer's cattle. It caused him great loss. However, the farmer decided to stop the fight with the snake. He brought food and honey to the mouth of its lair, and said to it, "Let's forget and forgive. Perhaps you were right to punish my son, and take revenge on my cattle, but surely I was right in trying to revenge him. Now that we are both satisfied, why should not we be friends again?" "No, no," said the snake. "Take away your gifts. You can never forget the death of your son, nor I the loss of my tail. Injuries may be forgiven, but not forgotten."

<http://englishjuniorhighschool.blogspot.com/2012/04/countryman-and-snake-countrymans-son.html>

Why did the farmer bring food and honey to the snake's lair?

- a. The farmer wanted to be friends with the snake
  - b. The farmer wanted to take revenge to the snake
  - c. The farmer wanted to kill the snake
  - d. The farmer wanted to kill the cattle
2. Check this passage carefully.

#### Aladdin and the Magic Lamp

Once upon a time, there lived a handsome boy in Baghdad. The name was Aladdin. He was a clever boy, but he did not like to work.

One day Alladin's mother sent him to the market place to look for a job. In the market he met a magician. The magician asked him to work together with him. If Aladdin could do, he would get a lot of gold coins and jewellery. The magician asked Aladdin to go inside the cave and find a magical lamp there. He also gave a ring and said, "If you are in any trouble, rub this ring and a genie

<http://www.oskole.sk/userfiles/ckjxc/essay+closers/sample-narrative-text-in-english-c/>

What did the magician ask Alladin:

- a. He asked Alladin to find the lamp
  - b. He asked Alladin to look for jewellery
  - c. He asked Alladin to work with him
  - d. He asked Alladin to look for a job
3. Read the passage carefully.

- One day a young wanderer got lost in a wood. Suddenly there was a light from an old hut. He knocked on the door, and old woman opened it. She was crying. She said that the devil had stolen her magic candle. The candle could grant anything she asked. The wanderer asked where the devil lived. "In a castle not far from here," said the old woman. The wanderer went to the castle. There he found the devil, but he was old and weak. Therefore when the wanderer grabbed the magic candle from the devil's table and ran away, he couldn't chase him

<https://slamethwy.blogspot.com/2018/01/contoh-narative-text-cerita-pendek.html>

Why was the old woman crying?

- a. Because she was old and weak
  - b. Because her magic candle had been stolen
  - c. Because she was lost in the wood
  - d. Because the candle could grant anything she asked
4. The baker makes the cake in the kitchen.  
The passive voice for the sentence above is:
    - a. The cake is made by the baker in the kitchen
    - b. The cake made by the baker in the kitchen
    - c. The cake make by the baker in the kitchen
    - d. The cake is make by the baker in the kitchen
  5. The postman delivered the letter this morning  
The passive voice for the sentence above is:
    - a. The letter is delivered by the postman this morning
    - b. The letter delivered by the postman this morning
    - c. The letter deliver by the postman this morning
    - d. The letter was delivered by the postman this morning

6. The students are singing the National Anthem beautifully.  
The passive voice for the sentence above is:
- The National Anthem is sing by the students beautifully
  - The National Anthem was sung by the students beautifully
  - The National Anthem is being sung by the students beautifully
  - The National Anthem is singing by the students beautifully
7. Grandmother was knitting the sweater last night.  
The passive voice for the sentence above is:
- The sweater is being knitted by grandmother last night
  - The sweater was knitted by grandmother last night
  - The sweater is knitted by grandmother last night
  - The sweater was being knitted by grandmother last night
8. The soldier has announced the news long ago  
The passive voice for the sentence above is:
- The news has been announced by the soldier long ago
  - The news was announced by the soldier long ago
  - The news was being announced by the soldier long ago
  - The news is being announced by the soldier long ago
9. The family had started the company since 1978  
The passive voice for the sentence is:
- The company has been started by the family since 1978
  - The company was being started by the family since 1978
  - The company had been started by the family since 1978
  - The company is being started by the family since 1978
10. Mrs June will send the furniture abroad next month  
The passive voice for the sentence is:
- The furniture is sent abroad by Mrs June next month
  - The furniture will be sent abroad by Mrs June next month
  - The furniture is being sent abroad by Mrs June next month
  - The furniture has been sent abroad by Mrs June next month

## B. Answer the questions!

- Go to this link: <https://www.youtube.com/watch?v=ltN0t3ld-AM>  
Now, answer the question based on the video.
  - What was the story about?
  - What tense is used on the story?
  - Mention the characters on the story?
- Now, check this out:  
<https://www.youtube.com/watch?v=hOoFlstyZm0>
  - What is the video about
  - What is the difference of active voice and passive voice?
- Change the active sentences below into passive ones!
  - The maid peel the apple
  - Mr Jones cleaned the room
  - Our grandparents are visiting us
  - the merchant sell his good every Sunday.
- Now, change the passive sentences into active sentences!
  - I was invited to the party by my teacher
  - The burglar is being arrested by the police
  - The house is painted blue by the students
  - The party had been well planned by the committee
- Let's have some fun by checking this link out:  
<https://www.youtube.com/watch?v=ARaEpSAD-ng>  
Try to find out what is the song about. You may sing along too. Happy singing!



## Additional Resources

Bacalah sumber lain untuk memperkaya pengetahuan pada modul ini, seperti:

- ▶ Buku Bahasa Inggris untuk SMP
- ▶ Basic English Grammar

## Go To The Next Module!

You will learn

### UNIT 1:

- ▶ Information report text

### UNIT 2:

- ▶ Advertisement

## Assessment

### A. PENILAIAN SIKAP

#### 1. Teknik Penilaian : Observasi

#### 2. Instruksi :

- Instsrumen ini adalah instrument observasi.
- Instrumen ini diisi oleh tutor yang mengajar mata pelajaran Bahasa Inggris.
- Berdasarkan hasil observasi, berilah penilaian pada peserta didik terkait aspek sikap dengan memberikan skor 4,3,2 atau 1. Kriteria penilaian adalah sebagai berikut:
  - Skor 4 diberikan apabila peserta didik SELALU menunjukkan SIKAP dan PERILAKU baik.
  - Skor 3 diberikan apabila peserta didik SERING menunjukkan SIKAP dan PERILAKU baik.
  - Skor 2 diberikan apabila peserta didik KADANG-KADANG menunjukkan SIKAP dan PERILAKU baik.
  - Skor 1 diberikan apabila peserta didik JARANG/TIDAK PERNAH menunjukkan SIKAP dan PERILAKU baik.

#### 3. Lembar Pengamatan

### LEMBAR PENGAMATAN

Nama Peserta Didik : .....

Tingkat/Semester : .....

Karakter yang dinilai : 1. Disiplin  
2. Kejujuran  
3. Kesopanan  
4. Komunikatif  
5. Percaya diri  
6. Kerjasama  
7. Religius  
8. Tanggungjawab

No.	PERNYATAAN	Skor			
		4	3	2	1
1.	Peserta didik mengumpulkan tugas tepat waktu.				
2.	Peserta didik mengerjakan tugas mandiri dengan tidak mencontek pekerjaan rekan yang lain.				
3.	Peserta didik menunjukkan sikap sopan dan menghargai tutor.				
4.	Peserta didik melakukan komunikasi secara aktif dengan cara yang baik dan sopan terhadap tutor.				
5.	Peserta didik menunjukkan sikap percaya diri, tetapi tidak angkuh dalam mengerjakan tugas mandiri maupun kelompok.				
6.	Peserta didik menunjukkan kerjasama yang baik dengan rekan yang lain dalam mengerjakan tugas kelompok.				
7.	Peserta didik menunjukan perilaku taat beragama, menjalankan ibadah sesuai dengan ajaran agamanya.				
8.	Peserta didik menunjukan tanggungjawab dalam melaksanakan tugas pribadi maupun kelompok tanpa mengeluh dan mengerjakan secara bersungguh-sungguh.				

#### CATATAN PENSKORAN:

1. Nilai skor maksimal = 32
2. Nilai diperoleh =  $\frac{\text{Skor yang diperoleh}}{\text{Skor Maksimal}} \times 100 \rightarrow \frac{X}{32} \times 100$
3. Contoh  
 Skor yang diperoleh = 28  
 Nilai yang diperoleh =  $\frac{28}{32} \times 100 = 87,5$

#### B. Penilaian Pengetahuan dan Keterampilan

##### 1. Teknik Penilaian : Penugasan

##### 2. Instruksi :

- a. Penilaian ini dilakukan oleh tutor dengan cara mengevaluasi hasil pekerjaan peserta didik berdasarkan tugas-tugas yang diberikan.
- b. Nilai maksimal untuk masing-masing tugas adalah 100.
- c. Selanjutnya setiap nilai tugas pada modul ini dijumlah dan diambil nilai rata-rata penugasan.

#### d. Contoh

Jumlah tugas pada unit 1 sebanyak 10 tugas. Rata-rata nilai diambilkan dari:

$$\frac{\text{Jumlah nilai keseluruhan}}{10} = \text{NILAI RERATA} \rightarrow \frac{850}{10} = 85$$

#### 3. Rubrik Penilaian Unit 1

Rincian tugas tersebut dapat dilihat sebagai berikut:

##### a. Activity 1 Tugas b (answer the questions)

No. Tugas	Kunci Jawaban	Skor
1.	Raden Putra was the king of Jenggala Kingdom	10
2.	The concubine was envious and jealous with the queen	10
3.	She was sick because the queen put poison in her meal	10
4.	Raden Putra commanded one of his general to do the punishment to The queen	10
5.	He killed a rabbit	10
6.	The general built a simple house in the woods for her	10
7.	The baby was named Cindelaras	10
8.	While Cindelaras helped her mother to collect some fire woods, an eagle dropped an egg	10
9.	No, it didn't	10
10.	"My master is Cindelaras. His house is in the woods. He's the son of Raden Putra."	10
11.	Yes, she did	
12.	He decided to go to the palace to meet the king, his father.	
13.	Because he won every fight	
14.	If Cindelaras's rooster lost, Cindelaras' head would be cut off.	
15.	Yes, it did	
16.	Raden Putra was surprised	
17.	He told the king that his name is Cindelaras and his mother was the queen.	
18.	Yes, he did	
19.	He immediately went to the woods to pick up the queen	
20.	The concubine was sent to the jail as punishment.	
<b>Jumlah Skor Tertinggi</b>		<b>100</b>



b. Activity 1 Tugas c (write short folklore)

Folklore	Skor maksimal	Uraian pemberian nilai:
1. Folklore 1	<b>100</b>	
2. Folklore 2		
3. Folklore 3		
4. Folklore 4		
5. Folklore 5		

c. Activity 1 Tugas d (describe folklore)

Folklore	Skor maksimal	Uraian pemberian nilai:
1. Folklore 1	<b>100</b>	<ol style="list-style-type: none"> <li>Who was the character?</li> <li>What was the story about?</li> <li>Where is it from?</li> <li>Where did the story take place?</li> <li>When was it take place?</li> </ol>
2. Folklore 2		<ol style="list-style-type: none"> <li>Who was the character?</li> <li>What was the story about?</li> <li>Where is it from?</li> <li>Where did the story take place?</li> <li>When was it take place?</li> </ol>
3. Folklore 3		<ol style="list-style-type: none"> <li>Who was the character?</li> <li>What was the story about?</li> <li>Where is it from?</li> <li>Where did the story take place?</li> <li>When was it take place?</li> </ol>
4. Folklore 4		<ol style="list-style-type: none"> <li>Who was the character?</li> <li>What was the story about?</li> <li>Where is it from?</li> <li>Where did the story take place?</li> <li>When was it take place?</li> </ol>
5. Folklore 5		<ol style="list-style-type: none"> <li>Who was the character?</li> <li>What was the story about?</li> <li>Where is it from?</li> <li>Where did the story take place?</li> <li>When was it take place?</li> </ol>

d. Activity 2 Tugas a (answer the questions)

No. Tugas	Kunci Jawaban	Skor
1.	Bawang Putih with her step mother and her step sister	10
2.	Her step mother and her step sister treated Bawang Putih badly and always asked her to do all the household chores.	10
3.	She lived with her mother	10
4.	Her mother's clothes were washed away by the river.	10
5.	Bawang Putih really worried so she walked along the river side to find the clothes.	10
6.	She met an old woman	10
7.	The old woman gave Bawang Putih a small pumpkin.	10
8.	Her mother grabbed the pumpkin and smashed it to the floor	10
9.	Inside the pumpkin they found jewelries	10
10.	She wanted to be rich.	10
<b>Total Nilai</b>		<b>100</b>

e. Activity 2 Tugas b (answer the questions)

No.	Jawaban	Skor
1.	Jack and the bean stalk	20
2.	Three little pigs	20
3.	Cinderella	20
4.	Rapunzel	20
5.	Beauty and the beast	20
<b>Total Nilai</b>		<b>100</b>

f. Activity 2 Tugas c (answer the questions). Jawaban ini hanya contoh, karena pertanyaannya bersifat pendapat individu.

No.	Jawaban	Skor
1.	Cinderella	20
2.	A bad and cruel step mother and two step sisters	20
3.	Patience and sincerity will always be dear to God	20
4.	Siswa harus bercerita di depan kelas	40
<b>Total Nilai</b>		<b>100</b>

**g. Activity 2 Tugas d ( write short paragraph)**

No.	Jawaban	Skor
1.	Contoh: Snow White live with the seven dwarves in the forest. Every morning they always have breakfast together. After that, they play together under the beautiful sunrise. Then the seven dwarves go to the forest to find fruits and woods. The seven dwarfs sell woods to the city for a living. Then they buy food for daily living.	0
2.		20
3.		20
4.		20
5.		20
<b>Total Nilai</b>		<b>100</b>

**h. Activity 2 Tugas g (exercise)**

No.	Jawaban	Skor
1.	coat	20
2.	The wolf	20
3.	chop	20
4.	late	20
5.	chase	20
<b>Total Nilai</b>		<b>100</b>

**4. Rubrik Penilaian Unit 2**

**a. Activity 1 tugas d (fill in the blank)**

No.	Jawaban	Skor
1.	The someone	20
2.	Song	20
3.	Dreams	20
4.	Dancing	20
5.	perfect	20
<b>Total Nilai</b>		<b>100</b>

**b. Activity 1 Tugas e ( find the meaning)**

No.	Jawaban	Skor
1.	Aku tidak pernah tahu kamu adalah seseorang yang menungguku	20
2.	Bertelanjang kaki di atas rumput, kami mendengarkan lagu favorit kami	20
3.	Dia berbagi impian denganku, saya berharap suatu hari nanti saya akan berbagi rumah dengannya	20
4.	Sayang, aku menari dalam kegelapan, dengan kamu di antara kedua lenganku	20
5.	Saya tidak pantas menerima ini, sayang, kamu terlihat sempurna malam ini	20
<b>Total Nilai</b>		<b>100</b>

**c. Activity 1 Tugas g (change the words into the right forms)**

No.	Jawaban	Skor
1.	Was written	10
2.	Was built	10
3.	Was sent	10
4.	Was watered	10
5.	Was taken	10
6.	Was eaten	10
7.	Was covered	10
8.	Was armed	10
9.	Was hospilatized	10
10.	Was planted	10
<b>Total Nilai</b>		<b>100</b>

**d. Activity 1 Tugas h (change into passive voice)**

No.	Jawaban	Skor
1.	The song is being sung by Andrew at this moment	10
2.	The book was bought by Wida yesterday	10
3.	The homework was given by my teacher last Friday	10
4.	The house was arrange beautifully by grandmother	10
5.	The order is taken by the man everyday	10
6.	Your mail was received by me last night	10
7.	The notes will be copied by Jodie soon	10
8.	The chicken is being fried by them right now	10



9.	The song was being composed by Alex that day	10
10.	Some vegetables are eaten by the elephant every morning	10
<b>Total Nilai</b>		<b>100</b>

e. **Activity 1 Tugas i (make passive voice based on the picture)**

No.	Jawaban	Skor
1.	The poetry/story/song/letter is written by April (atau nama yang lainnya)	10
2.	The ball was hit by him (atau nama orang)	10
3.	The tomatoes were bought by Mr. John (atau grandfather, uncle, atau nama yang lainnya).	10
4.	The dishes is being washed by mother and nana (atau nama yang lainnya)	10
5.	The bicycle is being ridden by the boy (atau nama lainnya)	10
6.	The grass is being eaten by the cow	10
7.	The clothes is being sewed by my aunt (atau nama lainnya)	10
8.	The car is being pushed by my neighbour (atau nama lainnya)	10
9.	His hair is being cut by the hairdresser	10
10.	The patient is being examined by the doctor	10
<b>Total Nilai</b>		<b>100</b>

f. **Activity 1 Tugas j (find the passive voice)**

No.	Invitation Card	Skor	Catatan:
1.	A car was hit by a truck He had to be hospitalized He was taken to the police station The car driver was sent to the hospital	<b>100</b>	Peserta didik dapat membuat ucapan selamat dengan kalimat sejenis. Tetapi maksud dan tujuan sama.
2.	Many delicious cakes and snacks are cooked by her. Every morning cakes and snacks are delivered around the town She is often invited by my neighbors to share her cooking ability.		
3.	Fruits are planted in the garden backyard. Vegetables are usually planted around the house. the vegetables are harvested every week. While the fruits are collected based on the		
<b>Total Nilai</b>		<b>100</b>	

C. **PENILAIAN EVALUASI**

1. **Teknik penilaian** : **Tes**

2. **Instruksi** :

- Penilaian evaluasi menggunakan soal evaluasi yang terdiri atas 10 soal pilihan ganda dan 5 soal uraian (essay).
- Peserta didik diharapkan mengerjakan keseluruhan soal dan menyerahkan hasilnya pada tutor.
- Skor untuk pilihan ganda adalah **BENAR** nilai **1** dan **SALAH** nilai **0**.
- Skor untuk soal uraian adalah rentang antara **0 – 2**
- Nilai yang diperoleh untuk evaluasi adalah:

(Jumlah Skor Pilihan Ganda + Jumlah skor essay) x 5

Contoh:

Skor Pilhan Ganda = 7

Skor Soal Essay = 6

Nilai yang diperoleh = (7+6) x 5 = 65

3. **Rubrik Evaluasi**

Jenis Tes	No Soal	Kunci Jawaban	Skor	Keterangan
Pilihan ganda	1	A	1	Salah nilai 0
	2	C	1	
	3	B	1	
	4	A	1	
	5	D	1	
	6	C	1	
	7	D	1	
	8	A	1	
	9	C	1	
	10	B	1	

Uraian	1	Link youtube	2	
	2	Link youtube	2	
	3.	The apple is peeled by the maid The room has been cleaned by Mr. Jones We are being visited by our grandparents The goods is sold by the merchant every sunday	2	Rentang nilai antara 0 – 2. Skor 2 diberikan jika menjawab sempurna.
	4	a. My teacher invited me to the party b. The police arrested the buglar c. The students paint the house blue d. The committee planned the party very well	2	Rentang nilai antara 0 – 2. Skor 2 diberikan jika menjawab sempurna dan mengandung kelima unsur.
	5	Youtube link		

#### D. PENILAIAN GABUNGAN

1. Penilaian gabungan adalah rerata antara nilai sikap, pengetahuan dan keterampilan dan soal evaluasi
2. Pemberian nilai gabungan dilakukan dengan kriteria sebagai berikut:
  - a. Jumlah nilai Sikap memiliki bobot 30%.
  - b. Jumlah nilai pengetahuan dan keterampilan memiliki bobot 40%.
  - c. Jumlah nilai evaluasi memiliki bobot 30%.
  - d. Penggabungan nilai dilakukan dengan cara sebagai berikut:  
NILAI MODUL = (nilai sikap x 30%) + (Nilai pengetahuan dan keterampilan x 40%) + (nilai evaluasi x 30%)
  - e. Contoh:

Nilai sikap	= 90
Nilai Pengetahuan dan keterampilan	= 80
Nilai Evaluasi	= 75
Nilai gabungan	= (30% x 90) + (40% x 80) + (30% x 75)
	= 27 + 32 + 22.5
	= 81.5

#### E. Kriteria Ketuntasan

Peserta dianggap tuntas belajar pada modul apabila telah memiliki nilai **GABUNGAN** minimal **80**. Pada contoh hitung di atas, peserta didik dianggap tuntas mempeleajari modul ini.



## References

- AchmadFanani. 2014. *Basic English Grammar*. Jogjakarta: Literindo
- Mukartodkk. 2017. *English on Sky 1*. Jakarta: Erlangga
- <http://www.dltk-teach.com/rhymes/littlered/story.htm>
- <http://englishjuniorhighschool.blogspot.com/2012/04/country-man-and-snake-countrymans-son.html>
- <http://www.oskole.sk/userfiles/ckjxc/essay+closers/sample-narrative-text-in-english-c/>
- <https://slamethwy.blogspot.com/2018/01/contoh-narative-text-cerita-pendek.html>
- <https://www.youtube.com/watch?v=ltN0t3ld-AM>
- <https://www.youtube.com/watch?v=hOoFlstyZm0>
- <https://www.youtube.com/watch?v=ARaEpSAD-ng>
- Picture source:
- <http://mycool64testing.wikia.com/wiki/File:Cartoon-trophy-gold-1057.png>
- <https://www.colourbox.de/vektor/vektor-22769949>
- <http://www.dongeng.co.id/2017/08/dongeng-legenda-cindelas.html>
- <http://indonesianfolklore.blogspot.com/2007/12/cindelas-folklore-from-east-java.html>
- [https://www.youtube.com/watch?v=nS18\\_L4SI-E](https://www.youtube.com/watch?v=nS18_L4SI-E)
- <http://bentangpustaka.com/read/34064/kisah-cinta-raja-atau-ratu-kerajaan-kerajaan-nusantara.html>
- <http://www.ceritarakyat.ioan/2017/11/cerita-rakyat-timun-mas-cerita-legenda.html>
- <https://www.pustakanasional.com/cerita-rakyat/malin-kundang/>
- <http://cerita-rakyat.com/tag/cerita-rakyat-kalimantan-barat/>
- <http://dreamlandpublications.com/story-books/uncle-moons-fairy-tales/uncle-moons-fairy-tales-little-red-riding-hood>
- <http://katejeong.blogspot.com/2015/09/jack-and-beanstalk.html>



<https://graphicriver.net/item/the-three-little-pigs-fairytale-scene/21020977>  
[http://disney.wikia.com/wiki/File:Rapunzel\\_long\\_hair\\_\(1\).png](http://disney.wikia.com/wiki/File:Rapunzel_long_hair_(1).png)  
<https://www.montessoriarthfactory.com/reservations/beauty-and-the-beast>  
<https://www.aliexpress.com/item/7x5FT-Snow-White-Princess-Cottage->  
<http://paperlief.com/snow-white/original-snow-white-apple-wallpaper-4.html>  
<https://www.pinterest.com/lunarprint/snow-white-make-a-gooseberry-pie/>  
<https://www.cosmopolitan.com/uk/entertainment/news/a36878/this-snow-white-fan-theory-will/>  
<http://www.fanpop.com/clubs/disney-princess/picks/results/788775/when-snow-white-first-released>  
<https://www.pinterest.com/pin/331507222555855450/>  
<https://www.colourbox.com/vector/cute-cartoon-prince-vector-27931178>  
<https://www.youtube.com/watch?v=usN-pKfw6Q8>  
<https://www.dreamstime.com/stock-image-young-girl-writing-image29373461>  
<https://www.dreamstime.com/stock-illustration-baseball-player-kid-boy-hit-ball-vector-illustration-image741883>  
<https://www.shutterstock.com/de/image-vector/greengrocer-484379566>  
<https://www.vectorstock.com/royalty-free-vector/washing-dishes-vector-909166>  
<https://www.vectorstock.com/royalty-free-vector/boy-cartoon-riding-bicycle-vector-1471622>  
<https://vectortoons.com/product/a-female-sweatshop-worker-sewing-a-shirt/>  
[https://www.shutterstock.com/search/feeding+cows?page=3&searchterm=feeding%20cows&image\\_type=vector&search](https://www.shutterstock.com/search/feeding+cows?page=3&searchterm=feeding%20cows&image_type=vector&search)  
<https://www.istockphoto.com/illustrations/pushing-car>  
<https://cartondealer.com/image/17198436/hairdresser.html>  
<https://vectortoons.com/product/a-doctor-getting-the-blood-pressure>



## About the Author



Nama : Sari Purnamawati  
 Kantor : PPPAUD DIKMAS Jawa Tengah  
 Jl. Diponegoro 250 Ungaran,  
 Kab. Semarang. Jawa Tengah  
 Telepon Kantor : 024-6921187  
 Telepon Selular : 081328625890  
 Jabatan di Kantor : Pamong Belajar Muda  
 Email : sariakurnia78@gmail.com  
 Pendidikan : S1 Pendidikan Bahasa Inggris Universitas PGRI  
 Semarang  
 : S2 Magister Psikologi Universitas Muhammadiyah  
 Surakarta

### Pengembangan Model :

1. Model Dolanan Karo Bocah-bocah (2013)
2. Model Simulasi Karakter dalam Keluarga (2014)
3. Model Pembelajaran Saintifik (2015)
4. Media Pengenalan Bahasa Jawa melalui Cerita (2016)
5. Media Pengenalan Bahasa Inggris melalui Gerak dan Lagu (2017)
6. Model STEAM (2018)

**CATATAN:**